

TECHNICAL INFORMATION

FOR PROFESSIONAL USE ONLY

POLYESTER SPRAY FILLER

Polyester Putty

PRODUCTS

Polyester Spray Filler - Finishing Spraying Polyester Putty.
Hardener for the Polyester Spray Filler.
Thinner for polyester spray fillers.

PRODUCT DESCRIPTION

Polyester Spray Filler is 2-pack finishing putty for car repairs.

- ✓ Easy to apply.
- ✓ High build properties.
- ✓ Short hardening time.
- ✓ Very well isolating primers and top coats from polyester putties.

Color - Light Grey
Gloss Grade – Matt.
Density – 1,55 kg/l

VOLATILE ORGANIC COMPOUNDS

VOC for the mixture = 437 [g/l]

The share of VOC is below 540 g/l. Due to that these products fulfill the EU directive (2004/42/EC) that sets the VOC value for this product category (IIIB), as 540 g/l.

SUBSTRATE AND SURFACE PREPARATION


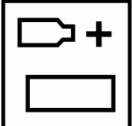
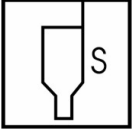


The product should only be applied over:



- ✓ Well-scuffed and degreased bare steel and aluminum.
- ✓ Well-flatted glass fibre (GFK/GRP), polyester putties, works primers and old finishes in good condition.
- ✓ Well-flatted plastics, with the exception of PE, PP , PTFE.

We recommend sandpaper with gradations: P80÷P120.

Caution: Do not apply the putty directly on the reactive primers, 1-pack acrylic and nitrocellulose products.

APPLICATION PROCESS

	<p>USE For isolating acrylic primer from polyester putty. For filling small cracks and indentations before painting.</p>
	<p>Mixing ratio by volume</p> <p>Putty 100 parts Hardener 4 parts Thinner 10%</p> <p>Stir thoroughly until achieving homogenous mixture.</p>
	<p>Spraying viscosity 40÷60 seconds at 20°C</p> <p>Pot life approx. 20 minutes at 20°C</p>
	<p>Nozzle</p> <p>Gravity: 2.0÷3.0 mm Pressure: According to gun`s producer recommendations. Number of layers:1÷3 layers</p> <p>Layer thickness: Do not exceed 200µm thick single layer of wet. Do not exceed the total thickness of 500 µm.</p>
	<p>Evaporation time</p> <p>between layers approx. 5 minutes before baking approx. 10 minutes</p> <p>Evaporation time depends on the temperature and layer thickness.</p>

	<p>Hardening time approx. 2 hours at 20°C. approx. 25 minutes at 60°C.</p> <p>Temperature below 20°C significantly increases the hardening time.</p>
	<p>Sanding</p> <p>Finishing sanding (dry): P180÷P320.</p>

EFFICIENCY

1 liter of Spraying Filler is enough to get approx. 8m² of 100 µm thick dry layer.

FURTHER WORKS

Polyester Spray Fillers can be over coated with:

- ✓ 2-pack acrylic primers and fillers.
- ✓ 2-pack varnishes.

GENERAL NOTES

- ✓ Minimum application temperature is +10°C.
- ✓ The rooms should be well ventilated.
- ✓ Tools should be washed directly after application.
- ✓ Use the efficient personal protection equipment during the 2K products application. Protect the eyes and air passages.

Caution: *To maintain safety, always follow the instructions given in the MSDS for the product.*

STORAGE

Store the product components in a sealed container, in dry and cool places, away from fire and heat sources, as well as direct sunlight.

Caution:

1. *Close the containers immediately after application!*
2. *Protect the hardener from overheating!*

WARRANTY PERIOD

Polyester Spray Filler – 12 months from the Date of Manufacture.
Hardener for the Polyester Spray Filler – 12 months from the Date of Manufacture.

All information are based upon the precise laboratory studies and many years of experience. The good market position does not release us from the constant supervision of our products quality. However we are not responsible for the final effects of the improper storage or application of our products, as well as for work inconsistent with the good craft practice.

TROTON Sp. z o.o.
Ząbrowo, Poland.