

TECHNICAL INFORMATION

FOR PROFESSIONAL USE ONLY

UNIVERSAL Polyester Putty

PRODUCTS

UNIVERSAL – Filling Polyester Putty
Hardener for the Polyester Putty

PRODUCT DESCRIPTION

2-pack filling polyester putty for car repairs.

- ✓ Exhibits very good adhesion to metal.
- ✓ Easy to mixing and apply.
- ✓ Soft sanding properties.

Color - Yellow.

Gloss Grade – Matt.

Density – 1,91 kg/l.

VOLATILE ORGANIC COMPOUNDS

VOC for the mixture = 115 [g/l]

The share of VOC is below 250 g/l. Due to that these products fulfill the EU directive (2004/42/EC) that sets the VOC value for this product category (IIB), as 250 g/l.

SUBSTRATES AND PREPARATION


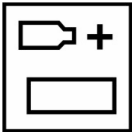



The product has very good adhesion to various substrates. It can be applied over.

- ✓ Bare steel and aluminum after flatting and degreasing.
- ✓ Zinc coated, galvanized steel after flatting and degreasing.
- ✓ Sanded glass fibre (GFK/GRP), polyester putties, works primers and existing coatings in good condition.
- ✓ Wood substrate after flatting and degreasing.

We recommend sandpaper with gradations: P80÷P120.

Caution: Do not apply the putty directly on the reactive primers, 1-pack acrylic and nitrocellulose products.

APPLICATION PROCESS

	<p>USE Soft sanding polyester putty for car repairs.</p>
	<p>Mixing ratio by weight</p> <p>Putty 100 parts Hardener 2 parts</p> <p>Stir thoroughly until achieving homogenous paste. Be careful not to create air inclusions.</p>
	<p>Layer thickness Putty can be applied in several thick coats. After each of them the product should dry through. Sand the coating before application of next coat.</p> <p>Pot life is 5÷6 minutes at 20°C</p>
	<p>Hardening time 16÷18 minutes at 20°C.</p> <p>Temperature below 20°C significantly increases the hardening time.</p>
	<p>Sanding</p> <ul style="list-style-type: none"> - Coarse sanding (dry): P80÷P120, - Finishing sanding (dry): P120÷P240.

FURTHER WORKS

Polyester putties can be over coated with:

- ✓ 2-pack polyester putties.
- ✓ 2-pack polyester spraying fillers.
- ✓ 2-pack acryl fillers.
- ✓ 2-pack epoxy fillers.

GENERAL NOTES

- ✓ Excessive amounts of hardener will cause problems with bleaching of the topcoat!
- ✓ The rooms should be well ventilated.
- ✓ Tools should be washed directly after application.
- ✓ Use the efficient personal protection equipment during the 2K products application. Protect the eyes and air passages.

Caution: *To maintain safety, always follow the instructions given in the MSDS for the products.*

STORAGE

Store the product components in a sealed container, in dry and cool places, away from fire and heat sources, as well as direct sunlight.

Caution:

1. *Close the containers immediately after application*
2. *Protect the hardener from overheating!*

WARRANTY PERIOD

UNIVERSAL Putty – 12 months from the Date of Manufacture.

Hardener for the polyester putty – 18 months from the Date of Manufacture.

All information are based upon the precise laboratory studies and many years of experience. The good market position does not release us from the constant supervision of our products quality. However we are not responsible for the final effects of the improper storage or application of our products, as well as for work inconsistent with the good craft practice.

TROTON Sp. z o.o.
Ząbrowo, Poland.